



Instalační návod


WZ20400
WTZ11400


















Vyšroubujte nožičky sušičky cca o 0,5 cm – 1 cm.



Zašroubujte, aby plastová krytka nevypadla.





